



Bucks Pottery & Sculpture Society

Newsletter September 2023

Hello Everyone! This is my first newsletter as Editor woohoo! Firstly, huge thanks to Yvonne Cornes for her amazing support and openness in passing on information to me, also to the BPSS committee for their warm welcome and support and finally, I'd like to say thank you in advance to all of you for bearing with me while I find my feet as Editor. The BPSS Christmas Exhibition will be upon us before you know it - check out the back page for dates!

This edition brings write ups of Mel Chamber's visit, plus the two meetings held over the summer in the afternoons. We also have images from our Raku Day, a Mould Making Workshop and reviews of a couple of visits our members have made over the summer. Plus remember your 10% Potterycrafts discount as a BPSS Member and details on 'Crafted' exhibition at Discover Bucks Museum! Enjoy! Shivashtie x

**30th June
DEMO**

Mel Chambers www.alchemytiles.com
Patricia Hall



Mel carving into clay using a loop tool



Carving completed



Carved areas infilled with coloured slip



A completed tile

Mel Chambers is a self-taught artist based on the beautiful Helford River near Falmouth in Cornwall. As well as being the creator of Alchemy Tiles, she is also a painter and a sculptor.

Mel has worked alongside some inspiring mentors in Devon including Richenda Macgregor and Iris Milward (Poetry Tiles). Mel has spent a great deal of time refining her process in encaustic tiles to ensure she (usually) manages to get the results she wants.

Her tiles are stunning, strong and colourful with beautiful hand-drawn designs on each individual and unique tile. Her designs are an extension of her painting, a hobby Mel has always enjoyed.

Inspired by her surroundings and a keen conservationist for the ocean and the environment, Mel's work is carried out as ethically and sustainably as possible.

Mel uses inspiring quotes and images in her work which portrays the beauty of the wild including the animals and beings that share our everyday lives and are closest to our hearts.

We were delighted to watch Mel create a tile, draw the pattern and carve it out using fine loop tools before adding slips of different colours, mixed with oxides, to the final design. She glazes with a crackle glaze directly onto the raw clay and fires very slowly to 1100°C, allowing 2 days to cool.

Mel then stains the tiles with Chinese or Japanese ink while they are still warm which allows the ink to spread into the cracks of the glaze to create a lightly textured background. As the piece cools further more cracks appear but these are not brushed with ink as the background would then become too busy and detract from the main design. Mel is part of the 'Made in Cornwall Scheme', an amazing and talented group of Cornish artisans.

22nd July

Raku Day Richard Ballantyne & Carol Read
hosted by Elaine Wells
Paula Sutton

Many of the attendees were new to our Raku days and despite the weather we forged ahead! It was tipping it down with rain and we were all crammed together under a gazebo trying to keep ourselves and our pieces and belongings dry - in the end we were all packed up and ready to go by 3pm!

No group photos were taken as we were all very wet, cold and bedraggled. However there were some good pieces fired and I think everyone went away happy.



Some of the finished pieces



A very rainy day!




Taking out sculptural piece from Obvara mix



Close up of Obvara piece



Just out of kiln, waiting for glaze to crackle



Just out of the sawdust

27th July DEMO & Workshop

Smoke Firing & Finger pots with Paula Sutton Jane Ostler

Setting fire to the first piece




We don't normally have meetings during July and August, but Holly thought it might be worth trying a couple of sessions during the holidays and try to encourage people who can't normally attend the evening sessions.

So on a Thursday afternoon in July, we had the first session with Paula Sutton showing us how to smoke fire some pieces using sawdust and then how she makes her very neat little sculptures. 12 members attended and the weather was kind, so we were able to go outside for the demonstration (suitably set up in the fire assembly point). Paula had fresh sawdust/wood shavings in an old, metal roasting tray, into which she placed one of her small animal sculptures.

All the pieces had previously been bisque fired and the first piece had also been fired to earthenware temperature (around 1100°C but was still porous).

Paula then placed sawdust which had been soaked in white spirit onto the piece and set it alight. She carefully moved the piece around using tongs, so that all areas of the piece were smoked. The process takes just a few minutes. The finished piece was then carefully lifted out and placed on another tin to cool down. Paula then demonstrated with a few pieces and experimented with coffee grounds and then ground walnuts soaked in white spirit to see if there was any difference. Result – sawdust works best.

Inside Paula showed us how she makes her pieces – and everything starts with a pinch pot, paddled with a spatula to assist with shaping and then burnished for a smooth finish. The 2 hours just flew by and here are some of the pieces made by the group. We all had a great time, and huge thanks to Paula!



Finished first pieces



The group at work



Some of the birds & mice we made

Mould Making Workshop with Sophie Smith 19th August

9 BPSS members attended the workshop. We managed to make a one piece and a two piece mould for slip casting. It was an informative and fun day - and a little messy at times!

Jane Ostler



31st August DEMO & Talk

Bronwen Corral Jane Ostler



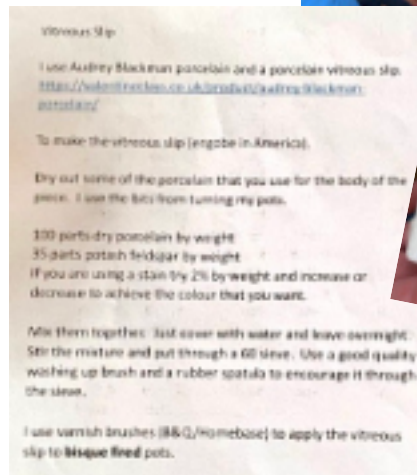
This was the second of our summer afternoon meetings which we have trialled this year and we had a good turnout.

Bronwen shared with us how she prepares and applies her vitreous slip to her porcelain pots (see image of recipe handout).

Bronwen demonstrated on some tiles she had prepared with different surface textures. The slip is applied in very light layers like 'dry' brushing so that there is a light build of texture and colour (if using coloured slip).

There was an opportunity for audience participation to have a go on some of the tiles. After tea break Bronwen also shared how she makes brush on glazes from powdered dipping glaze (bought from Scarva) which was most enlightening.

Great demo, thank you Bronwen.



Above & far left:
some images of
Bronwen's talk & work
plus her recipe for
Vitreous Slip.



30th June – 2nd July
Visit

International Ceramics Festival Aberystwyth Arts Centre
Adam Hoyle

The International Ceramics Festival is a three day bi-annual conference held in the Aberystwyth Arts Centre on the Aberystwyth University campus. It first began in 1987 and in 2023 was the first in person festival since the Covid pandemic. There is so much to do at ICF with a full programme of lectures and demonstrations accompanied by outdoor kiln building and firing and several exhibitions.

In the Opening Ceremony on Friday, Honorary President Lars Thorp, awarded the lifetime achievement award to Jane Hamlyn. The New and Emerging Makers Competition, sponsored by Potclays, began in 2011 and was won by Rhiannon Gwyn who combines locally sourced kiln fired slate with porcelain bowls covered in natural gorse glazes.

Adam Keeling, Toni Losey, Grainne Watts and Halima Cassel were among the many demonstrators. They were interviewed on the theatre stage in pairs to talk through their process whilst working by Jim Robison and Ingrid Murphy before returning to their stands.

Outside Joe Finch (Wales), Russell Kingston (England) and Donovan Palmquist (USA) all built and fired outdoor kilns covering techniques including soda and wood firing. In addition, Kaan Canduran (Turkey) built a performance kiln which was opened after the sun had set as part of the entertainment on the Saturday night. The outdoor marquee had a cafe, trade stands and student demonstrators including Maggie David experimenting with 3D printing clay. There were 10 exhibitions in total, demonstrators, North & South Wales Potters members, emerging makers, Festival cup sale, a short film competition and an ongoing Natural Connections exhibition including Halima Cassel who was demonstrating.




14th – 16th July Celebrating Ceramics
Visit Waterperry Gardens Patricia Hall

A wonderful day out was had at Celebrating Ceramics in Waterperry Gardens. Expert potters and some very exciting work to see and to buy, with some of our very own Bucks Potters taking part. For those who have not been able to get to this event, it is a must for any artist, not just those working with clay.

An artist led exhibition, showcasing the best contemporary ceramics, with some first hand demonstrations by some of the artists.

Part of the organising team for this event includes the curator of the ceramics section of Art in Action. Many may remember Art in Action, an amazing event, for all artists, that ran for some 40 years at Waterperry Gardens and unfortunately closed its doors in 2016. Celebrating Ceramics is an event with the same atmosphere as Art in Action and a loyal following of ceramic artists who want to demonstrate and meet their collecting public at this wonderful three day occasion. If you haven't experienced this event, then mark your calendar for next year!

www.celebratingceramics.co.uk



Patrick O'Donohue

Paul Wearing


New Members

A warm welcome to our new members Wendy Johnson, Tracey Hughes, Lucy Crawford, Clare Powell and Edie Robinson.


Lucy Crawford I started learning from Wendy Johnson at the Orchard Studio over 10 years ago and now throw functional and decorative stoneware at my studio in Bourne End. I've done Bucks Arts weeks though more recently have been with a group in Oxford Arts week.



Clare Powell I am a relative novice to ceramics (though super enthusiastic!) I am in Jane's Monday morning potting group and like the idea of joining for the talks and workshops and being kept up to date with exhibitions/events. I HOPE to have work I'm proud of in the not too distant future but for now it's a little hit and miss!



Edie Robinson I am very much at the beginning of my pottery journey but am really enjoying experimenting with different forms. I work mostly on the wheel and am trying to push myself to create bigger pieces and achieve pleasing shapes.



POTTERY CRAFTS

10% Discount for BPSS members

As a BPSS member you can now use this code: **BUCKS23** at the online checkout to get your 10% discount!



potterycrafts

use code Bucks23 for your 10% Members discount

Everything a Potter needs.

- FRONT & TOP LOADING KILNS
- EXTENSIVE RANGE OF CLAYS
- GLAZES
- POTTERY WHEELS
- TOOLS & BRUSHES
- SLAB ROLLERS
- RAW MATERIALS
- BISQUE MOULDS
- HELPFUL & FRIENDLY ADVICE

< 01782 745000

WWW.POTTERYCRAFTS.CO.UK
SALES@POTTERYCRAFTS.CO.UK

POTTERYCRAFTS LTD
CAMPBELL RD
STOKE-ON-TRENT, ST4 4ET



Discover Bucks Museum
Chesham Street
Aylesbury HP20 2JF
discoverbucksmuseum.org
01295 330442

CRAFTED

An exhibition of unique contemporary crafts by members of The Buckinghamshire Craft Guild

16 September - 7 October 2023

Discover a fabulous collection of design-led art works, exclusively handmade in and around Buckinghamshire

Discover more at discoverbucksmuseum.org or call 01295 330442

Meet the Makers & free family crafts Sat 23 September 10am-3pm

Daily Demos 11am - 2pm




BPSS

About the Society The Society was formed in 1963 and welcomes all artists working in 3D. Individual membership costs £25, family membership is £35 and full-time student membership is £10. Membership provides access to monthly demonstrations, several hands-on workshops and a quarterly newsletter. Members can add their profile and a few images of their work to the Members' Gallery on our website www.buckspotters.com. Our Facebook page is 'Bucks pottery and sculpture society' and we are on Instagram as 'buckspotters'.

The Committee The Committee meets regularly to develop the programme, organise the Annual Exhibition and review costs. If you find a good speaker who could demonstrate to the Society, please do tell us. Also, if you have ideas you would like to raise with us, please do so at the monthly meeting or email hlinglis@gmail.com.

GDPR information The information provided on your membership form will be used solely for the purpose of processing your membership and dealing with you as a member of BPSS. The data will not be shared with any third party for marketing or commercial purposes without obtaining your explicit consent. Our GDPR policy is available to read on the BPSS website.



2023 POTTERY AND SCULPTURE COMPETITION

The theme for this year's 'Peter Stocker Ceramic Award' is:

AFRICA

The members' vote and prize giving will take place at the last meeting of the year. The competition is open to all artists, not just members and must contain a ceramic element.

£75 PRIZE!



BPSS Christmas Exhibition

2nd & 3rd December
Preview evening:
Friday 1st December

Put the dates in your diary!

Further details and entry forms to be emailed out soon

Bucks Pottery & Sculpture Society
EXHIBITION
2nd/3rd December Sat: 10 - 5pm
Sun: 10 - 4pm

Oldham Hall, Great Missenden
Chesham Street, just off St Peter & St Paul Church HP18 9NS
Free Admission